

**** All present are expected to conduct themselves in accordance with the City's Core Values ****



OFFICIAL NOTICE AND AGENDA

of a meeting of a City Board, Commission, Department, Committee, Agency, Corporation, Quasi-Municipal Corporation or sub-unit thereof.

Meeting of the: **TRANSIT COMMISSION**
Date/Time: Thursday, July 17, 2014 @1:30 p.m.
Location: Wausau Downtown Airport, 725 Woods Place, Wausau
Members: Sherri Abitz, Keene Winters, Robert Mielke, Keith Draheim, Daniel Guild, George Peterson, Joan Joss, Txanj Hue Yang

AGENDA ITEMS FOR CONSIDERATION (All items listed may be acted upon)

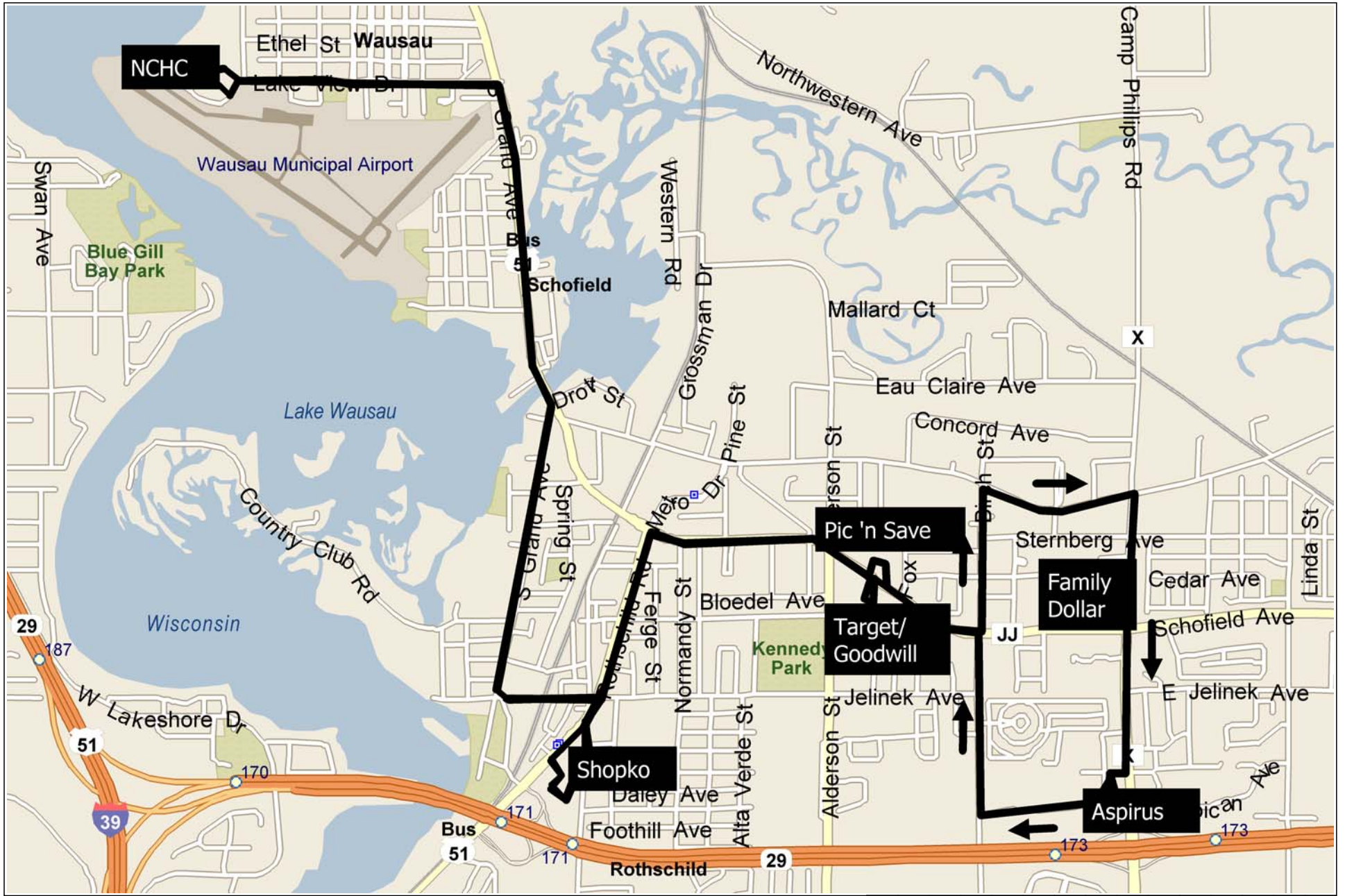
1. Roll Call
2. Public Comment on Matters Appearing on the Agenda
3. Approval of Minutes – May 15, 2014
4. Financial Report and Budget Discussion
5. Ridership Report
6. Proposed Route for Rothschild, Schofield and Weston
7. Bus Fleet Status Report
8. Next Meeting Date – August 21, 2014
9. Adjourn

THIS NOTICE FAXED TO THE WAUSAU DAILY HERALD AND CITY PAGES:

Date: 07/11/2014 TIME: 4:59 PM BY: Greg Seubert, Transit Director

Meeting facilities are accessible to the disabled. Please note that upon reasonable notice, efforts will be made to accommodate the needs of disabled individuals through appropriate aids and services. For information or to request this service, contact the City Clerk at 715-261-6620.

Scenario 6

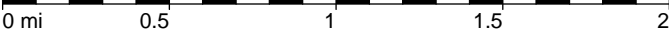
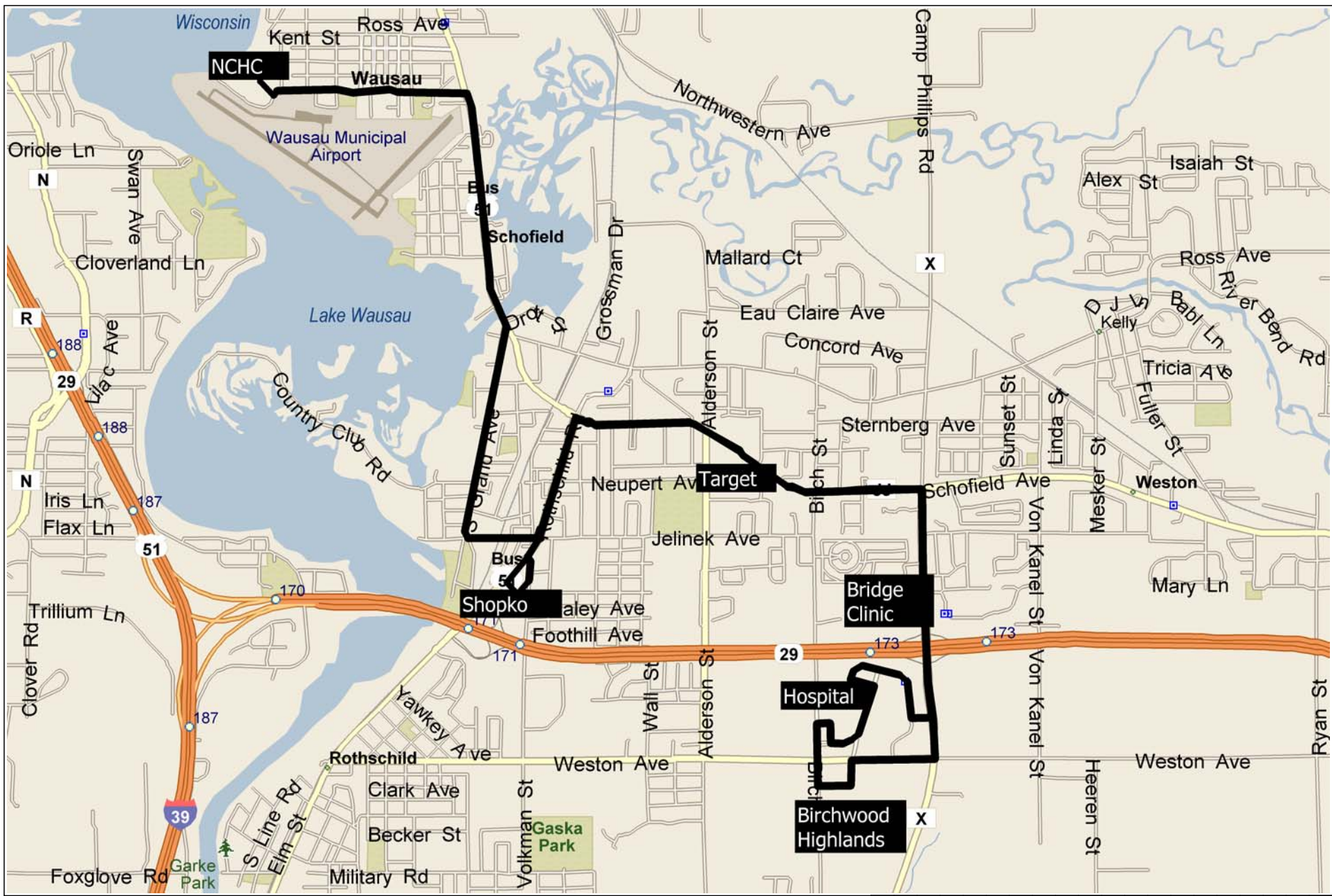


Copyright © and (P) 1988–2009 Microsoft Corporation and/or its suppliers. All rights reserved. <http://www.microsoft.com/streets/>
 Certain mapping and direction data © 2009 NAVTEQ. All rights reserved. The Data for areas of Canada includes information taken with permission from Canadian authorities, including: © Her Majesty the Queen in Right of Canada, © Queen's Printer for Ontario. NAVTEQ and NAVTEQ ON BOARD are trademarks of NAVTEQ. © 2009 Tele Atlas North America, Inc. All rights reserved. Tele Atlas and Tele Atlas North America are trademarks of Tele Atlas, Inc. © 2009 by Applied Geographic Systems. All rights reserved.

Route Scenario 6 - 60 Minute Route

2014 Budget - Route K - 7 Hourly Trips	Wausau	Schofield	Rothschild	Weston	Total
Local Share Operating Expense	\$811,488.30	\$19,683.35	\$5,930.95	\$30,878.03	\$867,980.63
Capital Cost	\$432,028.94	\$10,479.24	\$3,157.59	\$16,439.18	\$462,104.95
Total	\$1,243,517.24	\$30,162.59	\$9,088.54	\$47,317.21	\$1,330,085.58
% of Total	93.49%	2.27%	0.68%	3.56%	100.00%
2015 - No Service in R/S/W	Wausau	Schofield	Rothschild	Weston	Total
Local Share Operating Expense	\$854,096.31	\$0.00	\$0.00	\$0.00	\$854,096.31
Capital Cost	\$462,104.94	\$0.00	\$0.00	\$0.00	\$462,104.94
Total	\$1,316,201.25	\$0.00	\$0.00	\$0.00	\$1,316,201.25
% of Total	100.00%	0.00%	0.00%	0.00%	100.00%
Route Scenario 6 @ 7 trips/day	Wausau	Schofield	Rothschild	Weston	Total
Local Share Operating Expense	\$815,748.12	\$16,321.21	\$5,328.62	\$26,941.18	\$864,339.14
Capital Cost	\$436,126.54	\$8,725.87	\$2,848.86	\$14,403.67	\$462,104.94
Total	\$1,251,874.66	\$25,047.09	\$8,177.47	\$41,344.85	\$1,326,444.08
% of Total	94.38%	1.89%	0.62%	3.12%	100.00%
Route Scenario 6 @ 8 trips/day	Wausau	Schofield	Rothschild	Weston	Total
Local Share Operating Expense	\$810,686.39	\$18,512.91	\$6,044.17	\$30,558.99	\$865,802.46
Capital Cost	\$432,687.83	\$9,880.90	\$3,225.96	\$16,310.26	\$462,104.94
Total	\$1,243,374.22	\$28,393.82	\$9,270.13	\$46,869.24	\$1,327,907.40
% of Total	93.63%	2.14%	0.70%	3.53%	100.00%
Route Scenario 6 @ 10 trips/day	Wausau	Schofield	Rothschild	Weston	Total
Local Share Operating Expense	\$800,846.74	\$22,800.83	\$7,444.11	\$37,636.99	\$868,728.67
Capital Cost	\$425,996.34	\$12,128.50	\$3,959.76	\$20,020.33	\$462,104.94
Total	\$1,226,843.09	\$34,929.33	\$11,403.87	\$57,657.32	\$1,330,833.61
% of Total	92.19%	2.62%	0.86%	4.33%	100.00%
Route Scenario 6 @ 12 trips/day	Wausau	Schofield	Rothschild	Weston	Total
Local Share Operating Expense	\$791,369.72	\$26,967.10	\$8,804.33	\$44,514.18	\$871,655.32
Capital Cost	\$419,541.82	\$14,296.51	\$4,667.58	\$23,599.03	\$462,104.94
Total	\$1,210,911.53	\$41,263.60	\$13,471.91	\$68,113.21	\$1,333,760.26
% of Total	90.79%	3.09%	1.01%	5.11%	100.00%

Route K - 2014



Copyright © and (P) 1988–2009 Microsoft Corporation and/or its suppliers. All rights reserved. <http://www.microsoft.com/streets/>
 Certain mapping and direction data © 2009 NAVTEQ. All rights reserved. The Data for areas of Canada includes information taken with permission from Canadian authorities, including: © Her Majesty the Queen in Right of Canada, © Queen's Printer for Ontario. NAVTEQ and NAVTEQ ON BOARD are trademarks of NAVTEQ. © 2009 Tele Atlas North America, Inc. All rights reserved. Tele Atlas and Tele Atlas North America are trademarks of Tele Atlas, Inc. © 2009 by Applied Geographic Systems. All rights reserved.

Route K Riders
Year-to-Date
2014

Fare Category	Jan	Feb	Mar	Apr	May	Jun	Jul	Aug	Sep	Oct	Nov	Dec	Total
Adult Cash	130	158	132	107	105	112	0	0	0	0	0	0	744
Adult Token	63	56	82	104	73	80	0	0	0	0	0	0	458
Adult Pass	148	168	201	270	263	255	0	0	0	0	0	0	1,305
Hospital Psgrs	0	0	0	1	0	1	0	0	0	0	0	0	2
Student Cash	0	9	16	2	4	18	0	0	0	0	0	0	49
Metro Ride Tickets	14	3	1	1	13	34	0	0	0	0	0	0	66
Sch. Dist. Tickets	3	3	4	3	16	5	0	0	0	0	0	0	34
Student Pass	28	19	6	38	118	16	0	0	0	0	0	0	225
E/H Cash	41	52	43	47	43	69	0	0	0	0	0	0	295
E/H Pass	351	400	413	495	492	415	0	0	0	0	0	0	2,566
Saturday Boardings	0	0	0	0	0	0	0	0	0	0	0	0	0
Saturday Alightings	0	0	0	0	0	0	0	0	0	0	0	0	0
TI Revenue Psgrs	778	868	898	1,068	1,127	1,005	0	0	0	0	0	0	5,744
Transfers Received	174	185	179	202	207	210	0	0	0	0	0	0	1,157
Total Passengers	952	1,053	1,077	1,270	1,334	1,215	0	0	0	0	0	0	6,901
Service Days	22	20	21	22	21	21	0	0	0	0	0	0	127
Average Daily Riders	43.3	52.7	51.3	57.7	63.5	57.9	0.0	0.0	0.0	0.0	0.0	0.0	54.3

Route K Riders

January 2014

Fare Category	1/2	1/3	1/6	1/7	1/8	1/9	1/10	1/13	1/14	1/18	1/16	1/17	1/20	1/21	1/22	1/23	1/24	1/27	1/28	1/29	1/30	1/31	Total	Avg.
Adult Cash	7	5	2	3	7	5	10	7	9	7	6	10	3	2	3	6	7	4	5	6	9	7	130	5.9
Adult Token	2	0	0	0	0	0	5	5	2	3	5	2	2	4	5	6	10	2	2	3	2	3	63	2.9
Adult Pass	8	5	2	3	7	7	9	9	9	6	12	12	9	4	9	4	2	12	1	3	6	9	148	6.7
Hospital Psgrs	0	0	0	0	0	0	0	0	0	0	0	0	0	0	0	0	0	0	0	0	0	0	0	0.0
Student Cash	0	0	0	0	0	0	0	0	0	0	0	0	0	0	0	0	0	0	0	0	0	0	0	0.0
Metro Ride Tickets	0	0	0	0	0	0	3	0	0	0	0	3	0	0	0	4	0	0	0	2	0	2	14	0.6
Sch. Dist. Tickets	0	0	0	0	0	0	0	0	0	0	0	0	0	0	0	1	0	0	0	2	0	0	3	0.1
Student Pass	0	0	0	8	0	2	0	0	0	0	4	1	0	2	4	0	0	0	2	0	4	1	28	1.3
E/H Cash	3	5	2	1	3	0	2	7	1	2	1	0	3	2	1	1	2	0	1	2	0	2	41	1.9
E/H Pass	19	15	5	14	22	20	17	20	16	22	18	10	31	20	16	14	9	12	9	18	16	8	351	16.0
Saturday Boardings	0	0	0	0	0	0	0	0	0	0	0	0	0	0	0	0	0	0	0	0	0	0	0	0.0
Saturday Alightings	0	0	0	0	0	0	0	0	0	0	0	0	0	0	0	0	0	0	0	0	0	0	0	0.0
TI Revenue Psgrs	39	30	11	29	39	34	46	48	37	40	46	38	48	34	38	36	30	30	20	36	37	32	778	35.4
Transfers Received	10	4	0	2	6	9	13	14	12	8	11	7	4	8	9	5	10	4	7	11	13	7	174	7.9
Total Passengers	49	34	11	31	45	43	59	62	49	48	57	45	52	42	47	41	40	34	27	47	50	39	952	43.3

Route K Riders

February 2014

Fare Category	2/3	2/4	2/5	2/6	2/7	2/10	2/11	2/12	2/13	2/14	2/17	2/18	2/19	2/20	2/21	2/24	2/25	2/26	2/27	2/28	Total	Avg.	
Adult Cash	8	9	5	4	6	12	6	11	9	7	5	13	7	12	3	9	10	7	9	6	158	7.9	
Adult Token	2	4	1	3	3	3	4	6	4	1	5	3	2	1	2	1	3	5	0	3	56	2.8	
Adult Pass	6	14	8	8	5	15	6	11	5	10	8	6	6	12	4	12	8	7	7	10	168	8.4	
Hospital Psgrs	0	0	0	0	0	0	0	0	0	0	0	0	0	0	0	0	0	0	0	0	0	0	0.0
Student Cash	0	0	0	0	1	0	0	0	0	0	8	0	0	0	0	0	0	0	0	0	9	0.45	
Metro Ride Tickets	0	0	0	0	2	0	0	0	0	1	0	0	0	0	0	0	0	0	0	0	3	0.15	
Sch. Dist. Tickets	0	0	0	0	2	0	0	0	0	1	0	0	0	0	0	0	0	0	0	0	3	0.15	
Student Pass	2	1	1	1	1	5	0	1	1	0	0	0	0	0	1	1	2	1	0	1	19	0.95	
E/H Cash	3	2	8	2	3	4	1	3	2	2	2	2	6	2	1	0	5	1	0	3	52	2.6	
E/H Pass	25	25	19	19	23	27	23	22	18	13	14	23	22	13	10	28	21	15	24	16	400	20	
Saturday Boardings	0	0	0	0	0	0	0	0	0	0	0	0	0	0	0	0	0	0	0	0	0	0	0.0
Saturday Alightings	0	0	0	0	0	0	0	0	0	0	0	0	0	0	0	0	0	0	0	0	0	0	0.0
TI Revenue Psgrs	46	55	42	37	46	66	40	54	39	35	42	47	43	40	21	51	49	36	40	39	868	43.4	
Transfers Received	14	9	11	15	7	9	16	7	9	6	5	8	8	8	10	4	16	5	7	11	185	9.25	
Total Passengers	60	64	53	52	53	75	56	61	48	41	47	55	51	48	31	55	65	41	47	50	1053	52.7	

Route K Riders

March 2014

Fare Category	3/3	3/4	3/5	3/6	3/7	3/10	3/11	3/12	3/13	3/14	3/17	3/18	3/19	3/20	3/21	3/24	3/25	3/26	3/27	3/28	3/31	Total	Avg.
Adult Cash	6	9	4	7	4	10	6	3	5	10	6	8	2	6	6	12	5	5	5	7	6	132	6.3
Adult Token	2	0	8	6	5	7	4	5	7	3	4	1	2	3	2	2	4	5	3	5	4	82	3.9
Adult Pass	7	8	16	8	5	11	11	7	7	8	5	9	8	8	12	11	13	9	13	9	16	201	9.6
Hospital Psgrs	0	0	0	0	0	0	0	0	0	0	0	0	0	0	0	0	0	0	0	0	0	0	0.0
Student Cash	0	0	0	0	0	0	2	2	1	3	1	0	1	1	0	0	2	1	2	0	0	16	0.8
Metro Ride Tickets	0	0	0	0	0	0	0	0	0	0	0	0	0	0	0	0	0	0	1	0	0	1	0.0
Sch. Dist. Tickets	0	0	0	0	0	0	0	0	0	0	0	0	0	0	0	0	0	0	4	0	0	4	0.2
Student Pass	0	0	1	1	0	0	0	0	0	0	1	0	0	2	0	0	1	0	0	0	0	6	0.3
E/H Cash	4	1	4	2	2	4	3	1	0	1	0	1	3	2	3	3	3	4	2	0	0	43	2.0
E/H Pass	17	25	20	16	10	22	22	21	19	11	28	30	31	17	23	19	21	16	10	18	17	413	19.7
Saturday Boardings	0	0	0	0	0	0	0	0	0	0	0	0	0	0	0	0	0	0	0	0	0	0	0.0
Saturday Alightings	0	0	0	0	0	0	0	0	0	0	0	0	0	0	0	0	0	0	0	0	0	0	0.0
TI Revenue Psgrs	36	43	53	40	26	54	48	39	39	36	45	49	47	39	46	47	49	40	40	39	43	898	42.8
Transfers Received	6	7	8	12	8	13	5	6	7	9	7	10	10	8	5	6	7	9	15	16	5	179	8.5
Total Passengers	42	50	61	52	34	67	53	45	46	45	52	59	57	47	51	53	56	49	55	55	48	1077	51.3

Route K Riders

April 2014

Fare Category	4/1	4/2	4/3	4/4	4/7	4/8	4/9	4/10	4/11	4/14	4/15	4/16	4/17	4/18	4/21	4/22	4/23	4/24	4/25	4/28	4/29	4/30	Total	Avg.
Adult Cash	7	2	4	3	4	5	4	2	6	9	7	7	5	4	8	6	1	4	5	7	2	5	107	4.9
Adult Token	13	11	6	2	5	9	7	6	4	1	4	2	3	3	0	5	0	2	5	6	5	5	104	4.7
Adult Pass	13	11	9	2	17	14	12	8	11	15	16	13	15	8	11	17	9	11	11	17	13	17	270	12.3
Hospital Psgrs	0	0	0	0	0	0	0	0	0	0	0	0	0	0	0	0	0	0	1	0	0	0	1	0.0
Student Cash	0	0	0	1	0	0	0	0	0	1	0	0	0	0	0	0	0	0	0	0	0	0	2	0.1
Metro Ride Tickets	0	0	0	0	0	0	0	0	0	0	0	0	0	0	0	0	0	0	0	0	1	0	1	0.0
Sch. Dist. Tickets	0	0	0	0	0	0	0	0	0	0	0	0	0	0	0	0	0	0	0	0	3	0	3	0.1
Student Pass	0	0	0	0	0	0	2	2	3	4	3	2	3	1	0	2	1	1	6	4	1	3	38	1.7
E/H Cash	0	5	3	3	2	2	2	5	2	0	6	2	1	3	2	2	3	1	1	0	0	2	47	2.1
E/H Pass	18	20	16	12	22	26	25	24	20	22	30	30	28	24	21	17	26	28	16	22	17	31	495	22.5
Saturday Boardings	0	0	0	0	0	0	0	0	0	0	0	0	0	0	0	0	0	0	0	0	0	0	0	0.0
Saturday Alightings	0	0	0	0	0	0	0	0	0	0	0	0	0	0	0	0	0	0	0	0	0	0	0	0.0
TI Revenue Psgrs	51	49	38	23	50	56	52	47	46	52	66	56	55	43	42	49	40	47	45	56	42	63	1068	48.5
Transfers Received	10	9	8	6	13	13	9	16	11	7	12	3	12	4	4	8	7	6	20	4	8	12	202	9.2
Total Passengers	61	58	46	29	63	69	61	63	57	59	78	59	67	47	46	57	47	53	65	60	50	75	1270	57.7

**Route K Riders
May 2014**

Fare Category	5/1	5/2	5/5	5/6	5/7	5/8	5/9	5/12	5/13	5/14	5/15	5/16	5/19	5/20	5/21	5/22	5/23	5/27	5/28	5/29	5/30	Total	Avg.
Adult Cash	3	6	9	6	4	2	6	2	7	6	2	4	5	5	8	6	8	3	5	2	6	105	5.0
Adult Token	5	5	3	5	6	2	5	5	4	2	5	1	1	2	3	3	4	1	10	0	1	73	3.5
Adult Pass	9	13	14	11	11	16	12	16	13	14	13	8	10	8	10	13	17	12	22	11	10	263	12.5
Hospital Psgrs	0	0	0	0	0	0	0	0	0	0	0	0	0	0	0	0	0	0	0	0	0	0	0.0
Student Cash	0	0	0	0	0	1	0	0	0	0	0	0	0	0	0	1	0	2	0	0	0	4	0.2
Metro Ride Tickets	0	0	0	2	0	0	0	0	0	3	0	2	0	0	0	0	2	0	0	0	4	13	0.6
Sch. Dist. Tickets	0	0	0	3	0	0	0	0	0	5	0	2	0	0	0	0	1	0	0	0	5	16	0.8
Student Pass	0	3	4	5	7	7	10	5	12	9	7	7	0	7	4	6	3	6	7	3	6	118	5.6
E/H Cash	5	5	4	1	1	1	3	1	0	8	0	3	4	0	2	0	0	1	1	2	1	43	2.0
E/H Pass	18	21	32	27	19	14	20	26	30	28	28	14	26	23	33	20	25	22	26	26	14	492	23.4
Saturday Boardings	0	0	0	0	0	0	0	0	0	0	0	0	0	0	0	0	0	0	0	0	0	0	0.0
Saturday Alightings	0	0	0	0	0	0	0	0	0	0	0	0	0	0	0	0	0	0	0	0	0	0	0.0
TI Revenue Psgrs	40	53	66	60	48	43	56	55	66	75	55	41	46	45	60	49	60	47	71	44	47	1127	53.7
Transfers Received	2	17	15	8	9	8	13	13	11	10	8	15	8	5	9	9	14	6	11	8	8	207	9.9
Total Passengers	42	70	81	68	57	51	69	68	77	85	63	56	54	50	69	58	74	53	82	52	55	1334	63.5

**Route K Riders
June 2014**

Fare Category	6/2	6/3	6/4	6/5	6/6	6/9	6/10	6/11	6/12	6/13	6/16	6/17	6/18	6/19	6/20	6/23	6/24	6/25	6/26	6/27	6/30	Total	Avg.
Adult Cash	0	11	7	5	3	6	4	0	6	7	6	1	4	13	6	9	7	1	4	7	5	112	5.3
Adult Token	6	7	1	1	7	4	2	7	2	6	1	4	2	4	2	4	5	4	8	1	2	80	3.8
Adult Pass	10	10	8	5	12	5	15	11	20	3	14	18	16	3	18	21	15	14	14	10	13	255	12.1
Hospital Psgrs	0	0	0	0	0	0	0	0	0	0	0	0	0	0	0	0	0	0	0	0	1	1	0.0
Student Cash	1	1	0	0	0	3	1	0	0	0	0	3	0	3	0	0	0	0	3	3	0	18	0.9
Metro Ride Tickets	0	4	0	4	0	0	0	1	0	25	0	0	0	0	0	0	0	0	0	0	0	34	1.6
Sch. Dist. Tickets	0	1	0	2	0	0	0	2	0	0	0	0	0	0	0	0	0	0	0	0	0	5	0.2
Student Pass	1	0	1	1	2	0	0	2	2	0	2	0	0	0	0	1	2	0	2	0	0	16	0.8
E/H Cash	0	2	5	4	4	5	0	5	1	4	6	4	4	2	2	5	3	4	3	3	3	69	3.3
E/H Pass	19	25	19	10	15	10	29	28	31	22	16	29	17	10	24	13	18	22	18	17	23	415	19.8
Saturday Boardings	0	0	0	0	0	0	0	0	0	0	0	0	0	0	0	0	0	0	0	0	0	0	0.0
Saturday Alightings	0	0	0	0	0	0	0	0	0	0	0	0	0	0	0	0	0	0	0	0	0	0	0.0
TI Revenue Psgrs	37	61	41	32	43	33	51	56	62	67	45	59	43	35	52	53	50	45	52	41	47	1005	47.9
Transfers Received	9	12	13	8	16	11	8	13	6	34	8	7	3	7	5	8	9	5	11	8	9	210	10.0
Total Passengers	46	73	54	40	59	44	59	69	68	101	53	66	46	42	57	61	59	50	63	49	56	1215	57.9

**Route K Boarding and Alighting Summary
for Rothschild, Schofield and Weston
for the Period January 1 - June 30, 2014**

Date	Rothschild			Schofield			Weston		
	Boarding	Alighting	Total Boardings & Alightings	Boarding	Alighting	Total Boardings & Alightings	Boarding	Alighting	Total Boardings & Alightings
Thursday, January 02, 2014	4	6	10	4	5	9	16	15	31
Friday, January 03, 2014	4	3	7	7	4	11	7	11	18
Monday, January 06, 2014	2	1	3	4	2	6	2	3	5
Tuesday, January 07, 2014	2	1	3	6	5	11	4	7	11
Wednesday, January 08, 2014	3	5	8	11	9	20	11	12	23
Thursday, January 09, 2014	5	9	14	8	7	15	5	8	13
Friday, January 10, 2014	5	4	9	9	8	17	16	13	29
Monday, January 13, 2014	9	8	17	6	8	14	25	22	47
Tuesday, January 14, 2014	3	6	9	6	7	13	10	15	25
Wednesday, January 15, 2014	3	2	5	10	10	20	15	16	31
Thursday, January 16, 2014	1	3	4	7	7	14	20	19	39
Friday, January 17, 2014	4	2	6	5	6	11	16	16	32
Monday, January 20, 2014	6	4	10	9	8	17	20	17	37
Tuesday, January 21, 2014	4	5	9	6	10	16	10	12	22
Wednesday, January 22, 2014	4	7	11	7	8	15	14	17	31
Thursday, January 23, 2014	3	3	6	7	6	13	11	11	22
Friday, January 24, 2014	3	3	6	15	3	18	8	10	18
Monday, January 27, 2014	4	2	6	3	4	7	9	10	19
Tuesday, January 28, 2014	2	1	3	6	5	11	5	7	12
Wednesday, January 29, 2014	3	4	7	9	11	20	11	14	25
Thursday, January 30, 2014	2	4	6	7	10	17	15	17	32
Friday, January 31, 2014	1	2	3	10	6	16	10	13	23
Monday, February 03, 2014	5	8	13	3	13	16	22	19	41
Tuesday, February 04, 2014	6	6	12	5	7	12	16	21	37
Wednesday, February 05, 2014	5	5	10	9	12	21	19	24	43
Thursday, February 06, 2014	4	7	11	6	11	17	14	16	30
Friday, February 07, 2014	7	3	10	6	4	10	12	18	30
Monday, February 10, 2014	9	9	18	9	8	17	29	17	46
Tuesday, February 11, 2014	5	4	9	7	12	19	11	13	24
Wednesday, February 12, 2014	7	5	12	14	7	21	13	20	33
Thursday, February 13, 2014	0	0	0	20	21	41	18	16	34
Friday, February 14, 2014	2	5	7	5	7	12	13	11	24
Monday, February 17, 2014	4	3	7	6	5	11	12	8	20
Tuesday, February 18, 2014	4	2	6	6	8	14	20	16	36
Wednesday, February 19, 2014	3	7	10	14	11	25	13	16	29
Thursday, February 20, 2014	5	4	9	9	6	15	13	12	25
Friday, February 21, 2014	1	1	2	5	8	13	8	12	20
Monday, February 24, 2014	5	6	11	10	6	16	13	19	32
Tuesday, February 25, 2014	3	4	7	12	15	27	20	21	41
Wednesday, February 26, 2014	2	2	4	9	6	15	11	11	22
Thursday, February 27, 2014	5	3	8	11	8	19	7	15	22
Friday, February 28, 2014	6	5	11	7	14	21	12	8	20
Monday, March 03, 2014	7	7	14	7	3	10	10	12	22
Tuesday, March 04, 2014	5	4	9	6	6	12	12	18	30
Wednesday, March 05, 2014	7	9	16	10	11	21	20	18	38
Thursday, March 06, 2014	5	7	12	9	6	15	14	14	28
Friday, March 07, 2014	4	2	6	5	3	8	12	15	27
Monday, March 10, 2014	8	10	18	10	6	16	16	22	38
Tuesday, March 11, 2014	4	5	9	8	2	10	18	17	35
Wednesday, March 12, 2014	3	5	8	8	6	14	12	12	24
Thursday, March 13, 2014	8	6	14	26	11	37	14	11	25
Friday, March 14, 2014	6	3	9	7	5	12	16	15	31
Monday, March 17, 2014	7	9	16	9	6	15	17	13	30
Tuesday, March 18, 2014	4	8	12	10	6	16	17	18	35
Wednesday, March 19, 2014	6	7	13	7	8	15	17	20	37
Thursday, March 20, 2014	8	9	17	6	3	9	11	15	26
Friday, March 21, 2014	4	2	6	7	6	13	16	19	35
Monday, March 24, 2014	8	3	11	9	5	14	18	17	35
Tuesday, March 25, 2014	7	6	13	8	8	16	18	16	34
Wednesday, March 26, 2014	3	3	6	8	6	14	15	15	30
Thursday, March 27, 2014	5	4	9	6	9	15	18	18	36
Friday, March 28, 2014	3	3	6	6	11	17	18	21	39
Monday, March 31, 2014	3	4	7	8	3	11	16	14	30
Tuesday, April 01, 2014	5	6	11	10	10	20	17	20	37
Wednesday, April 02, 2014	4	7	11	12	8	20	18	13	31

Thursday, April 03, 2014	5	4	9	8	6	14	10	15	25
Friday, April 04, 2014	4	3	7	5	5	10	0	0	0
Monday, April 07, 2014	4	3	7	7	7	14	22	25	47
Tuesday, April 08, 2014	5	6	11	7	8	15	23	22	45
Wednesday, April 09, 2014	6	5	11	7	7	14	23	29	52
Thursday, April 10, 2014	6	9	15	26	25	51	14	16	30
Friday, April 11, 2014	5	6	11	8	7	15	13	13	26
Monday, April 14, 2014	2	2	4	9	7	16	18	21	39
Tuesday, April 15, 2014	3	5	8	9	10	19	27	30	57
Wednesday, April 16, 2014	11	7	18	10	11	21	14	15	29
Thursday, April 17, 2014	8	10	18	7	12	19	16	16	32
Friday, April 18, 2014	2	5	7	8	7	15	14	15	29
Monday, April 21, 2014	0	0	0	8	6	14	19	15	34
Tuesday, April 22, 2014	5	4	9	11	9	20	17	19	36
Wednesday, April 23, 2014	2	8	10	6	7	13	14	15	29
Thursday, April 24, 2014	5	6	11	8	8	16	13	10	23
Friday, April 25, 2014	5	13	18	7	6	13	16	23	39
Monday, April 28, 2014	8	3	11	12	10	22	17	15	32
Tuesday, April 29, 2014	2	3	5	10	7	17	15	18	33
Wednesday, April 30, 2014	9	5	14	9	21	30	15	17	32
Thursday, May 01, 2014	6	7	13	9	3	12	11	9	20
Friday, May 02, 2014	4	4	8	6	7	13	21	26	47
Monday, May 05, 2014	14	12	26	10	11	21	19	22	41
Tuesday, May 06, 2014	6	4	10	7	8	15	23	23	46
Wednesday, May 07, 2014	7	6	13	17	12	29	18	15	33
Thursday, May 08, 2014	8	5	13	9	11	20	12	11	23
Friday, May 09, 2014	8	10	18	10	10	20	16	15	31
Monday, May 12, 2014	6	3	9	13	12	25	18	20	38
Tuesday, May 13, 2014	15	14	29	8	7	15	19	21	40
Wednesday, May 14, 2014	9	7	16	5	15	20	23	20	43
Thursday, May 15, 2014	9	11	20	8	5	13	18	15	33
Friday, May 16, 2014	5	9	14	6	10	16	10	14	24
Monday, May 19, 2014	2	2	4	10	9	19	17	18	35
Tuesday, May 20, 2014	6	7	13	7	8	15	12	13	25
Wednesday, May 21, 2014	9	9	18	11	9	20	16	24	40
Thursday, May 22, 2014	6	8	14	9	2	11	15	16	31
Friday, May 23, 2014	6	12	18	12	6	18	15	24	39
Tuesday, May 27, 2014	10	7	17	8	8	16	10	15	25
Wednesday, May 28, 2014	11	12	23	13	11	24	15	18	33
Thursday, May 29, 2014	5	7	12	8	7	15	14	15	29
Friday, May 30, 2014	6	8	14	6	7	13	12	9	21
Monday, June 02, 2014	13	7	20	6	5	11	9	13	22
Tuesday, June 03, 2014	16	13	29	8	5	13	17	16	33
Wednesday, June 04, 2014	10	11	21	8	2	10	11	19	30
Thursday, June 05, 2014	6	5	11	5	4	9	13	9	22
Friday, June 06, 2014	5	13	18	13	8	21	15	20	35
Monday, June 09, 2014	2	10	12	9	7	16	20	15	35
Tuesday, June 10, 2014	5	7	12	11	5	16	17	18	35
Wednesday, June 11, 2014	4	10	14	10	10	20	19	18	37
Thursday, June 12, 2014	4	9	13	10	12	22	20	20	40
Friday, June 13, 2014	10	5	15	35	35	70	13	11	24
Monday, June 16, 2014	4	10	14	11	9	20	10	13	23
Tuesday, June 17, 2014	4	8	12	15	11	26	15	13	28
Wednesday, June 18, 2014	7	6	13	13	5	18	11	5	16
Thursday, June 19, 2014	5	1	6	12	2	14	10	3	13
Friday, June 20, 2014	4	6	10	15	11	26	8	13	21
Monday, June 23, 2014	9	4	13	13	13	26	15	21	36
Tuesday, June 24, 2014	5	6	11	10	11	21	15	21	36
Wednesday, June 25, 2014	5	4	9	12	10	22	12	14	26
Thursday, June 26, 2014	2	5	7	13	8	21	18	17	35
Friday, June 27, 2014	6	4	10	5	1	6	14	12	26
Monday, June 30, 2014	0	0	0	8	5	13	4	3	7
Total Boardings and Alightings	670	718	1,388	1,153	1,029	2,182	1,856	1,977	3,833
Daily Average	5.28	5.65	10.93	9.08	8.10	17.18	14.61	15.57	30.18

Note: Boarding and alighting information is gathered to ascertain total Route K usage in Rothschild, Schofield and Weston. We gain a more comprehensive depiction of Route K benefits by counting the number of times each municipality serves as a point of origin or destination for Route K passengers.

Totals in this exhibit do not match totals in the ridership by fare category exhibit for two reasons:

- Ridership by fare category includes passenger boarding but not alighting.
- Boarding and alighting information is not collected for Route K within the City of Wausau.